



Wakefield Park Raceway

Round 3 : April 16 - 18



HORSELL SIDE CAR CHAMPIONSHIP



ASBK.COM.AU f t i y

Date: 18/04/21
 Event: R16
 Weather: Mostly sunny - Temp: 18.5C
 Track: Dry - Temp: 25.2C

Race 3

Started at: 16:22:53
 Laps: 8
 Starters: 10
 Printed at: 16:38


PROVISIONAL CLASSIFICATION


Pos	No	Name	Class	Machine	Laps	Race Time	Behind Leader	Behind Prev	Fastest Lap	On Lap
1	1	Corey TURNER / Danyon TURNER (QLD) / Brewed / Fyrepro Aus	F1	Suzuki LCR 1000	8	8:46.596			1:03.913	3
2	26	Patrick CLANCY / Stephen BONNEY (VIC) / DeWith M-sport / J&C Contracting / Golden Age Homes	F2	Suzuki LCR 600	8	9:00.110	13.514	13.514	1:06.558	3
3	105	Stuart GORRIE / Bradley GORRIE (VIC)	F2	Honda Shelb. 600	8	9:23.597	37.001	23.487	1:09.297	5
4	4	Bruce COLLINS / Peter DE ANGELIS (VIC) / Breeze Logistics / Bruce Collins Enterprises	F2	Honda LCR 600	8	9:23.846	37.250	.249	1:08.619	5
5	16	Darryl RAYNER / Kathryn WARNE (NSW)	F2	Honda CBR RR 600	8	9:24.634	38.038	.788	1:09.025	7
6	80	Damien EDIS / Melanie SCHLUTER (VIC) / All Round Speed Works	F2	Suzuki Random 600	8	9:37.023	50.427	12.389	1:10.807	7
7	15	Jeff BROWN / Chrissie CLANCY (NSW) / APW M-cycles / Motul Oils / RK Chains / Matty's Spoke Wheels / SDG Moto	F1	Suzuki JBR 998	8	9:39.390	52.794	2.367	1:09.282	8
8	44	Jackson COLLINS / Daniel DINUZZO (VIC) / Fsport Boots	F2	Honda CES 600	8	9:57.402	1:10.806	18.012	1:12.260	6


Fastest Lap was 1:03.913 by Corey TURNER / Danyon TURNER (QLD)

Current race lap record for SCR class - 1:03.661 by Corey TURNER / Danyon TURNER (QLD) on a Suzuki LCR 1000 set on 17/04/21

The results are provisional until the end of the time limit for protests and appeals.


 Chief Timekeeper - Scott Lang


 Race Director - Tom Williams


 Clerk of Course - Paul Hinds



www.computime.com.au
 COMPUTIME RACE TIMING SYSTEMS PTY LTD





Wakefield Park Raceway

Round 3 : April 16 - 18



HORSELL SIDECAR CHAMPIONSHIP



ASBK.COM.AU f t i y

Date: 18/04/21
 Event: R16
 Weather: Mostly sunny - Temp: 18.5C
 Track: Dry - Temp: 25.2C

Race 3

Started at: 16:22:53
 Laps: 8
 Starters: 10
 Printed at: 16:38

PROVISIONAL LAP TIMES

No	Name	Lap 1	Lap 2	Lap 3	Lap 4	Lap 5	Lap 6	Lap 7	Lap 8
1	Corey TURNER / Danyon TURNER (QLD)	1:10.450	1:03.967	<u>1:03.913</u>	1:04.031	1:03.935	1:04.453	1:04.126	1:11.721
4	Bruce COLLINS / Peter DE ANGELIS (VIC)	1:18.398	1:11.054	1:09.351	1:08.775	<u>1:08.619</u>	1:10.178	1:08.800	1:08.671
15	Jeff BROWN / Chrissie CLANCY (NSW)	1:30.183	1:10.826	1:09.973	1:10.001	1:09.913	1:09.910	1:09.302	<u>1:09.282</u>
16	Darryl RAYNER / Kathryn WARNE (NSW)	1:18.095	1:10.259	1:09.147	1:09.257	1:09.652	1:09.492	<u>1:09.025</u>	1:09.707
26	Patrick CLANCY / Stephen BONNEY (VIC)	1:12.304	1:06.873	<u>1:06.558</u>	1:06.615	1:06.684	1:06.668	1:06.875	1:07.533
44	Jackson COLLINS / Daniel DINUZZO (VIC)	1:20.803	1:19.128	1:12.666	1:12.331	1:12.291	<u>1:12.260</u>	1:15.272	1:12.651
80	Damien EDIS / Melanie SCHLUTER (VIC)	1:19.421	1:11.329	1:11.134	1:11.229	1:10.928	1:11.040	<u>1:10.807</u>	1:11.135
105	Stuart GORRIE / Bradley GORRIE (VIC)	1:15.775	1:10.253	1:09.640	1:10.079	<u>1:09.297</u>	1:09.658	1:09.323	1:09.572

The results are provisional until the end of the time limit for protests and appeals.

Scott Lang
 Chief Timekeeper - Scott Lang

Tom Williams
 Race Director - Tom Williams

Paul Hinds
 Clerk of Course - Paul Hinds



www.computime.com.au
 COMPUTIME RACE TIMING SYSTEMS PTY LTD





Wakefield Park Raceway

Round 3 : April 16 - 18



HORSELL SIDECAR CHAMPIONSHIP



ASBK.COM.AU f t i y

Race 3

Date: 18/04/21
 Event: R16
 Weather: Mostly sunny - Temp: 18.5C
 Track: Dry - Temp: 25.2C


Started at: 16:22:53
 Laps: 8
 Starters: 10
 Printed at: 16:38


PROVISIONAL SPLIT TIMES


Lap	Split 1	Split 2	Split 3	Lap Time	Lap	Split 1	Split 2	Split 3	Lap Time
1 Corey TURNER / Danyon TURNER (QLD) (1st)					1	23.859	24.420	24.025	1:12.304
1	23.605	24.186	22.659	1:10.450	2	18.462	24.480	23.931	1:06.873
2	17.636	23.810	22.521	1:03.967	3	18.480	24.398	23.680	1:06.558
3	17.557	23.789	22.567	1:03.913	4	18.506	24.315	23.794	1:06.615
4	17.428	23.872	22.731	1:04.031	5	18.438	24.285	23.961	1:06.684
5	17.662	23.632	22.641	1:03.935	6	18.480	24.459	23.729	1:06.668
6	17.790	24.021	22.642	1:04.453	7	18.516	24.360	23.999	1:06.875
7	17.699	23.730	22.697	1:04.126	8	18.895	24.772	23.866	1:07.533
8	17.723	25.388	28.610	1:11.721					
4 Bruce COLLINS / Peter DE ANGELIS (VIC) (4th)					44 Jackson COLLINS / Daniel DINUZZO (VIC) (8th)				
1	26.553	26.700	25.145	1:18.398	1	27.339	27.255	26.209	1:20.803
2	19.621	26.113	25.320	1:11.054	2	19.611	26.710	32.807	1:19.128
3	19.404	25.429	24.518	1:09.351	3	20.005	26.511	26.150	1:12.666
4	19.186	24.873	24.716	1:08.775	4	19.979	26.128	26.224	1:12.331
5	19.148	25.305	24.166	1:08.619	5	19.923	26.480	25.888	1:12.291
6	19.782	25.923	24.473	1:10.178	6	19.898	26.662	25.700	1:12.260
7	18.884	25.446	24.470	1:08.800	7	20.095	26.978	28.199	1:15.272
8	19.260	25.262	24.149	1:08.671	8	20.358	26.285	26.008	1:12.651
15 Jeff BROWN / Chrissie CLANCY (NSW) (7th)					80 Damien EDIS / Melanie SCHLUTER (VIC) (6th)				
1	25.479	26.022	38.682	1:30.183	1	26.825	27.337	25.259	1:19.421
2	20.957	25.745	24.124	1:10.826	2	19.990	26.537	24.802	1:11.329
3	19.862	25.805	24.306	1:09.973	3	19.980	26.515	24.639	1:11.134
4	19.976	25.773	24.252	1:10.001	4	19.763	26.377	25.089	1:11.229
5	19.589	25.830	24.494	1:09.913	5	19.782	26.165	24.981	1:10.928
6	20.077	25.770	24.063	1:09.910	6	20.044	26.273	24.723	1:11.040
7	19.842	25.588	23.872	1:09.302	7	19.856	26.072	24.879	1:10.807
8	19.731	25.645	23.906	1:09.282	8	19.579	26.626	24.930	1:11.135
16 Darryl RAYNER / Kathryn WARNE (NSW) (5th)					105 Stuart GORRIE / Bradley GORRIE (VIC) (3rd)				
1	25.967	26.592	25.536	1:18.095	1	25.253	26.097	24.425	1:15.775
2	19.661	26.202	24.396	1:10.259	2	19.465	26.210	24.578	1:10.253
3	19.303	25.586	24.258	1:09.147	3	19.301	25.736	24.603	1:09.640
4	18.938	26.137	24.182	1:09.257	4	19.360	26.124	24.595	1:10.079
5	19.145	25.844	24.663	1:09.652	5	19.334	25.545	24.418	1:09.297
6	19.376	25.846	24.270	1:09.492	6	19.508	25.684	24.466	1:09.658
7	19.006	25.649	24.370	1:09.025	7	19.109	25.589	24.625	1:09.323
8	19.268	25.899	24.540	1:09.707	8	19.271	25.803	24.498	1:09.572

26 Patrick CLANCY / Stephen BONNEY (VIC) (2nd)

The results are provisional until the end of the time limit for protests and appeals.


 Chief Timekeeper - Scott Laing


 Race Director - Tom Williams


 Clerk of Course - Paul Hinds



www.computime.com.au
 COMPUTIME RACE TIMING SYSTEMS PTY LTD








Wakefield Park Raceway

Round 3 : April 16 - 18



HORSELL SIDE CAR CHAMPIONSHIP



ASBK.COM.AU    

Date: 18/04/21
Event: R16
Weather: Mostly sunny - Temp: 18.5C
Track: Dry - Temp: 25.2C

Race 3

Started at: 16:22:53
Laps: 8
Starters: 10
Printed at: 16:38

PROVISIONAL FASTEST LAPS SEQUENCE

Lap	Race Pos	No	Name	Machine	Fastest Lap	On Lap
1	1	1	Corey TURNER / Danyon TURNER (QLD)	Suzuki LCR 1000	1:10.450	1
2	1	1	Corey TURNER / Danyon TURNER (QLD)	Suzuki LCR 1000	1:03.967	2
3	1	1	Corey TURNER / Danyon TURNER (QLD)	Suzuki LCR 1000	1:03.913	3

The results are provisional until the end of the time limit for protests and appeals.

Chief Timekeeper - Scott Lang

Race Director - Tom Williams

Clerk of Course - Paul Hinds



www.computime.com.au
COMPUTIME RACE TIMING SYSTEMS PTY LTD





Wakefield Park Raceway

Round 3 : April 16 - 18



HORSELL SIDECAR CHAMPIONSHIP



ASBK.COM.AU f t i y

Date: 18/04/21
 Event: R16
 Weather: Mostly sunny - Temp: 18.5C
 Track: Dry - Temp: 25.2C

Race 3


Started at: 16:22:53
 Laps: 8
 Starters: 10
 Printed at: 16:38


PROVISIONAL LAP SHEET

No	Lap Time	Gap	No	Lap Time	Gap	No	Lap Time	Gap
Lap 1			1	1:04.031		105	1:09.323	39.150
1	1:10.450		26	1:06.615	9.989	16	1:09.025	40.052
26	1:12.304	1.854	105	1:10.079	23.386	4	1:08.800	40.300
105	1:15.775	5.325	16	1:09.257	24.397	80	1:10.807	51.013
16	1:18.095	7.645	4	1:08.775	25.217	15	1:09.302	55.233
4	1:18.398	7.948	80	1:11.229	30.752	44	1:15.272	1:09.87
80	1:19.421	8.971	15	1:10.001	38.622	Lap 8		
44	1:20.803	10.353	44	1:12.331	42.567	1	1:11.721	
15	1:30.183	19.733	Lap 5			26	1:07.533	13.514
Lap 2			1	1:03.935		105	1:09.572	37.001
1	1:03.967		26	1:06.684	12.738	4	1:08.671	37.250
26	1:06.873	4.760	105	1:09.297	28.748	16	1:09.707	38.038
105	1:10.253	11.611	4	1:08.619	29.901	80	1:11.135	50.427
16	1:10.259	13.937	16	1:09.652	30.114	15	1:09.282	52.794
4	1:11.054	15.035	80	1:10.928	37.745	44	1:12.651	1:10.80
80	1:11.329	16.333	15	1:09.913	44.600	Lap 6		
44	1:19.128	25.514	44	1:12.291	50.923	1	1:04.453	
15	1:10.826	26.592	Lap 3			26	1:06.668	14.953
Lap 3			1	1:03.913		105	1:09.658	33.953
1	1:03.913		26	1:06.668	14.953	16	1:09.492	35.153
26	1:06.558	7.405	105	1:09.658	33.953	4	1:10.178	35.626
105	1:09.640	17.338	16	1:09.492	35.153	80	1:11.040	44.332
16	1:09.147	19.171	4	1:10.178	35.626	15	1:09.910	50.057
4	1:09.351	20.473	80	1:11.040	44.332	44	1:12.260	58.730
80	1:11.134	23.554	15	1:09.910	50.057	Lap 7		
15	1:09.973	32.652	44	1:12.260	58.730	1	1:04.126	
44	1:12.666	34.267	Lap 4			26	1:06.875	17.702
Lap 4			1	1:04.126				
1	1:04.126		26	1:06.875	17.702			

The results are provisional until the end of the time limit for protests and appeals.


 Chief Timekeeper - Scott Laing


 Race Director - Tom Williams


 Clerk of Course - Paul Hinds



www.computime.com.au
 COMPUTIME RACE TIMING SYSTEMS PTY LTD





Wakefield Park Raceway

Round 3 : April 16 - 18



HORSELL SIDECAR CHAMPIONSHIP

Race 3



ASBK.COM.AU f t i y

Date: 18/04/21
 Event: R16
 Weather: Mostly sunny - Temp: 18.5C
 Track: Dry - Temp: 25.2C

Started at: 16:22:53
 Laps: 8
 Starters: 10
 Printed at: 16:38

PROVISIONAL LAP CHART

Name	Grid	1	2	3	4	5	6	7	8	Name
TURNER / TURNER	1	1	1	1	1	1	1	1	1	TURNER / TURNER
CLANCY / BONNEY	26	26	26	26	26	26	26	26	26	CLANCY / BONNEY
UNDERWOOD / FORD	17	105	105	105	105	105	105	105	105	GORRIE / GORRIE
FORD / MENZIES	27	16	16	16	16	4	16	16	4	COLLINS / DEANGELIS
COLLINS / DEANGELIS	4	4	4	4	4	16	4	4	16	RAYNER / WARNE
GORRIE / GORRIE	105	80	80	80	80	80	80	80	80	EDIS / SCHLUTER
BROWN / CLANCY	15	44	44	15	15	15	15	15	15	BROWN / CLANCY
RAYNER / WARNE	16	15	15	44	44	44	44	44	44	COLLINS / DINUZZO
EDIS / SCHLUTER	80									
REYNOLDS / BROWNE	18									
COLLINS / DINUZZO	44									

The results are provisional until the end of the time limit for protests and appeals.

Scott Lang
 Chief Timekeeper - Scott Lang

Tom Williams
 Race Director - Tom Williams

Paul Hinds
 Clerk of Course - Paul Hinds



www.computime.com.au
 COMPUTIME RACE TIMING SYSTEMS PTY LTD





Wakefield Park Raceway





Round 3 : April 16 - 18



HORSELL SIDECAR CHAMPIONSHIP

Race 3



ASBK.COM.AU    


Date: 18/04/21
 Event: R16
 Weather: Mostly sunny - Temp: 18.5C
 Track: Dry - Temp: 25.2C


Started at: 16:22:53
 Laps: 8
 Starters: 10
 Printed at: 16:38


PROVISIONAL BEST PARTIAL TIMES

Pos	Split 1		Split 2		Split 3		LAP		Ideal	Fastest
	Name	Time	Name	Time	Name	Time	Name	Time		
1	TURNER / TURNER	17.428	TURNER / TURNER	23.632	TURNER / TURNER	22.521	TURNER / TU	1:03.581	1:03.913	
2	CLANCY / BONNEY	18.438	CLANCY / BONNEY	24.285	CLANCY / BONNEY	23.680	CLANCY / BO	1:06.403	1:06.558	
3	COLLINS / DEANGE	18.884	COLLINS / DEANGE	24.873	BROWN / CLANCY	23.872	COLLINS / DE	1:07.906	1:08.619	
4	RAYNER / WARNE	18.938	GORRIE / GORRIE	25.545	COLLINS / DEANGE	24.149	RAYNER / WA	1:08.706	1:09.025	
5	GORRIE / GORRIE	19.109	RAYNER / WARNE	25.586	RAYNER / WARNE	24.182	BROWN / CLA	1:09.049	1:09.282	
6	EDIS / SCHLUTER	19.579	BROWN / CLANCY	25.588	GORRIE / GORRIE	24.418	GORRIE / GO	1:09.072	1:09.297	
7	BROWN / CLANCY	19.589	EDIS / SCHLUTER	26.072	EDIS / SCHLUTER	24.639	EDIS / SCHLU	1:10.290	1:10.807	
8	COLLINS / DINUZZ	19.611	COLLINS / DINUZZ	26.128	COLLINS / DINUZZ	25.700	COLLINS / DI	1:11.439	1:12.260	

The results are provisional until the end of the time limit for protests and appeals.


 Chief Timekeeper - Scott Lang


 Race Director - Tom Williams


 Clerk of Course - Paul Hinds



www.computime.com.au
 COMPUTIME RACE TIMING SYSTEMS PTY LTD





Wakefield Park Raceway

Round 3 : April 16 - 18



ASBK.COM.AU f t i y

AUSTRALIAN SIDECAR CHAMPIONSHIP PROVISIONAL ROUND POINTS

AUSTRALIAN SIDECAR CHAMPIONSHIP - F1 CLASS

Pos	No	Name	Machine	Rnd 2 Pole	Rnd 2 Race 1	Rnd 2 Race 2	Rnd 2 Race 3	Total
1	1	C. TURNER / D. TURNER	Suzuki	1	25	25	25	76
2	15	J. BROWN / C. CLANCY	Suzuki			18	20	38
3	27	H. FORD / L. MENZIES	Suzuki			20		20
4	17	P. UNDERWOOD / S. FORD	LCR		20			20

AUSTRALIAN SIDECAR CHAMPIONSHIP - F2 CLASS

Pos	No	Name	Machine	Rnd 2 Pole	Rnd 2 Race 1	Rnd 2 Race 2	Rnd 2 Race 3	Total
1	26	P. CLANCY / S. BONNEY	Suzuki	1	25	25	25	76
2	105	S. GORRIE / B. GORRIE	Shelb.		20	20	20	60
3	4	B. COLLINS / P. DEANGELIS	Honda		18	18	18	54
4	16	D. RAYNER / K. WARNE	Honda		17	17	17	51
5	80	D. EDIS / M. SCHLUTER	Suzuki		15	16	16	47
6	44	J. COLLINS / D. DINUZZO	Honda		16	15	15	46

Scott Laing
Chief Timekeeper - Scott Laing

Tom Williams
Race Director - Tom Williams

Paul Hinds
Clerk of Course - Paul Hinds



www.computime.com.au
COMPUTIME RACE TIMING SYSTEMS PTY LTD





Wakefield Park Raceway

Round 3 : April 16 - 18



ASBK.COM.AU f t i y

AUSTRALIAN SIDECAR CHAMPIONSHIP PROVISIONAL PROGRESSIVE CHAMPIONSHIP POINTS

AUSTRALIAN SIDECAR CHAMPIONSHIP - F1 CLASS

Pos	No	Name	Machine	Rnd 1 Wint	Rnd 2 Pole	Rnd 2 Race 1	Rnd 2 Race 2	Rnd 2 Race 3	Total
1	1	C. TURNER / D. TURNER	Suzuki	71	1	25	25	25	147
2	30	S. BAYLISS / C. WHITE	Suzuki	65					65
3	27	H. FORD / L. MENZIES	Suzuki	36			20		56
4	14	D. BEARE / N. BEARE	Suzuki	52					52
5	15	J. BROWN / C. CLANCY	Suzuki				18	20	38
6	17	P. UNDERWOOD / S. FORD	LCR			20			20

AUSTRALIAN SIDECAR CHAMPIONSHIP - F2 CLASS

Pos	No	Name	Machine	Rnd 1 Wint	Rnd 2 Pole	Rnd 2 Race 1	Rnd 2 Race 2	Rnd 2 Race 3	Total
1	26	P. CLANCY / S. BONNEY	Suzuki	46	1	25	25	25	122
2	16	D. RAYNER / K. WARNE	Honda	63		17	17	17	114
3	4	B. COLLINS / P. DEANGELIS	Honda	59		18	18	18	113
4	105	S. GORRIE / B. GORRIE	Shelb.	47		20	20	20	107
5	80	D. EDIS / M. SCHLUTER	Suzuki	50		15	16	16	97
6	44	J. COLLINS / D. DINUZZO	Honda	48		16	15	15	94
7	18	S. REYNOLDS / S. BROWNE	MRE	35					35

Scott Lang
Chief Timekeeper - Scott Lang

Tom Williams
Race Director - Tom Williams

Paul Hinds
Clerk of Course - Paul Hinds



www.computime.com.au
COMPUTIME RACE TIMING SYSTEMS PTY LTD





Wakefield Park Raceway





Round 3 : April 16 - 18



HORSELL SIDECAR CHAMPIONSHIP

Race 3



ASBK.COM.AU    


Date: 18/04/21
Event: R16
Weather: Mostly sunny - Temp: 18.5C
Track: Dry - Temp: 25.2C

Started at: 16:22:53
Laps: 8
Starters: 10
Printed at: 16:38


PROVISIONAL RACE INFORMATION

Time	Description
16:20:04	Pit exit open - closes in 9:00
16:22:53	Event Start
16:28:34	TRACK TEMPS: Finish - 25.2C / Int 1 - 23.4C / Int 2 - 20.7C
16:31:40	Chequered Flag
16:36:58	Event Finish

The results are provisional until the end of the time limit for protests and appeals.



Chief Timekeeper - Scott Lang



Race Director - Tom Williams



Clerk of Course - Paul Hinds



www.computime.com.au
COMPUTIME RACE TIMING SYSTEMS PTY LTD

